



Prices effective February 5, 2018

Published April 2018

# Intent™ Solution

<b>Introduction</b>	<b>page 2</b>
<b>Intent™ Solution</b>	<b>3</b>
Tables	5
Tiles	7
Shelves	12
<b>Indices</b>	<b>15</b>
By Name	15
By Number	17
<b>Appendices</b>	
20-Day or Less/Assigned Lead-Time Order Information - Healthcare	
<b>For the latest materials information, refer to the Materials pages on <a href="http://HermanMiller.com">HermanMiller.com</a>.</b>	

# Introduction

## A Note on the Organization of This Book

There are a few signals that will help you understand the organization of this book. Once you know them, you should be able to find your way around easily.

### Like a newspaper, this book is formatted with columns of text and illustrations that run vertically.

Information wraps from one column to the next and continues for as many pages as it needs to.

### Black bars are clues.

A black bar at the top of a page signals the start of information about a product.

This information is divided into two sections, each signaled by a black bar. Product Information includes a description, additional notes, and dimensional drawings. Specification Information, which always begins at the top of a column, includes a series of steps. Each step represents a decision you need to make in order to complete your product number. Steps must be followed sequentially. The number of pages needed to complete information on a product varies; some will be complete in one page; others may fill three or four pages. Just continue going through the steps until you run into the next product, signaled by the black bar at the top of the page.

Black tabs running along the outside edge of the page help you locate what section you are in or what section you want to go to. You can thumb forwards or backwards to find a section; tabs and text appear on both sides of the page.

The additional pages in the back of the book include the appendices and indices. They are signaled by a long black bar running along the outside edge of the page.

### The index is presented two ways.

The first index is in alphabetical order by product name. It can be helpful if you are new to the products and numbering scheme or if you are looking for a type of product, such as work chair or round table.

The second index is by product number. It lists, in alphanumeric order, the base product number, typically a five-digit number.

## General Information

This book is effective February 5, 2018, subject to change without notice. Products may be purchased from authorized Herman Miller dealers who will quote prices upon request. For more information about our products and services or to see a list of dealers, visit [www.HermanMiller.com](http://www.HermanMiller.com).


All prices are list prices. Additional services, such as planning services, design, storage, and installation, are not included and must be added to these prices when the additional services are requested.


Illustrations, specifications, and prices are based on the latest information at the time of publication. The right is reserved to make changes at any time without notice in prices, fabrics, finishes, materials, specifications, and models, and also to discontinue models and finishes.

Dimensions shown in the drawings are engineering drawing dimensions rounded up to the nearest  $\frac{1}{8}$ ". Product is shipped set up or knocked down. Products that include "Shipped knocked down" in the description require some assembly. If this statement does not appear in the description, the product is shipped assembled.

Service problems are normally handled by a Herman Miller authorized dealer. Where this cannot be accomplished on a local level, service problems should be referred to the Customer Care Representative for your region, Herman Miller, Inc., Zeeland, Michigan 49464.

### 20-Day or Less/Assigned Lead-Time Shipments

All products and options in this price book not designated by an Assigned Program icon  will ship in **20 business days or less** after being acknowledged by Herman Miller.

Products and options designated by an  are on the assigned lead-time program and may ship in 20 days, less than 20 days, or more than 20 days from order acknowledgement.

**Tables**

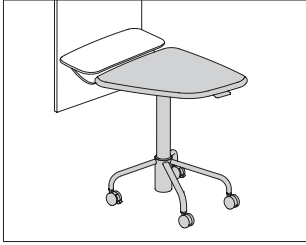
**Tiles**

**Shelves**



# Mobile Table

CF100.



### Product Information

#### Description

This mobile table has a height adjustment range from 29"-46" high and comes in 2 surface sizes with curve on the left or right side. When in use with wall tile and shelf, the table nests in front of the shelf. Table surface is available in 3D laminate or Durawrap™ 3D laminate. Durawrap 3D laminate is a 99.9% PVC-free material. Table comes with 2 locking and 2 nonlocking casters. Ships fully assembled.

#### Notes

Small 22"D x 24"W table (S) aligns with 19" deep casework. Also order small table (S) for use with Compass™.

Medium 24"D x 24"W table (M) aligns with any 24" deep casework.

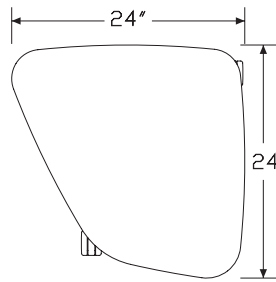
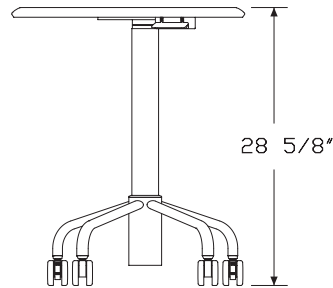
Basic caster (BCS) is black; roll-control caster (RCS) is gray.

When specifying woodgrain surface finish, grain direction is always vertical.

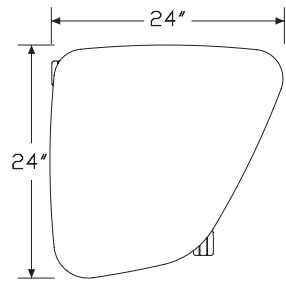
Order the following optional products separately:

- Frame support (CF200.)
- Laminate tile (CF210.)
- Wrapped tile (CF215.)
- Shelf support (CF300.)
- Wrapped shelf (CF310.)

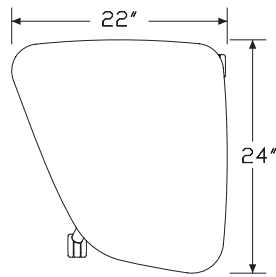
### Dimensions



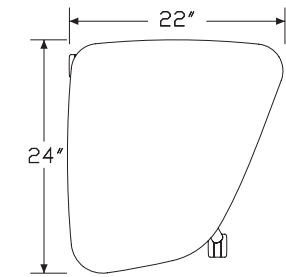
Medium surface,  
Curve on left



Medium surface,  
Curve on right



Small surface,  
Curve on left

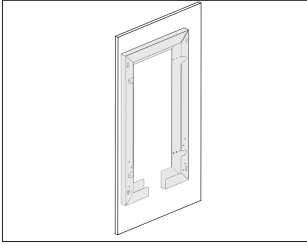


Small surface,  
Curve on right

Specification Information		
Step 1.		
<b>CF100.</b>		
Step 2. Type		
<b>H</b>	height adjustable	+\$1647
Step 3. Surface Size		
<b>M</b>	24" deep x 24" wide	+\$20
<b>S</b>	22" deep x 24" wide	+\$0
Step 4. Curve Side		
<b>L</b>	curve on left	+\$0
<b>R</b>	curve on right	+\$0
Step 5. Surface Material		
<b>A</b>	durawrap™ 3D laminate	+\$0
<b>P</b>	3D laminate	-\$50
Step 6. Surface Finish		
<i>For 3D laminate (P)</i>		
<b>120</b>	light maple woodgrain 3D laminate	+\$0
<b>121</b>	golden maple woodgrain 3D laminate	+\$0
<b>122</b>	brown walnut woodgrain 3D laminate	+\$0
<b>124</b>	warm cherry woodgrain 3D laminate	+\$0
<b>125</b>	light teak woodgrain 3D laminate	+\$10
<b>126</b>	basic white 3D laminate	+\$0
<i>For durawrap™ 3D laminate (A)</i>		
<b>91</b>	white	+\$0
<b>LU</b>	soft white	+\$0
<i>For durawrap™ 3D laminate (A)</i>		
<b>76</b>	light brown walnut	+\$10
<b>HM</b>	natural maple	+\$10
<b>HX</b>	aged cherry	+\$10
<b>OG</b>	honey maple	+\$10
<b>PX</b>	Nemschoff light cherry	+\$10
Step 7. Base Finish		
<b>MS</b>	metallic silver	+\$0
Step 8. Casters		
<b>BCS</b>	basic	+\$0
<b>RCS</b>	roll-control	+\$10

# Frame Support

CF200.



### Product Information

#### Description

This frame support attaches to an architectural wall to hold a laminate or wrapped tile and shelf. Attachment hardware not included and must be ordered separately.

#### Notes

For wrapped tile (CF215.), specify 55" high frame.

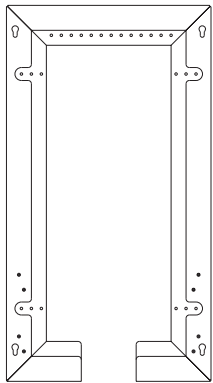
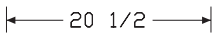
For 55" high laminate tile (CF210.55), specify 55" high frame.

For 66" high laminate tile (CF210.66), specify 66" high frame.

Order the following products separately:

- Laminate tile (CF210.)
- Wrapped tile (CF215.)
- Shelf support (CF300.)
- Wrapped shelf (CF310.)
- Hardware pack (CF220.)

### Dimensions



### Specification Information

#### Step 1.

CF200.

#### Step 2. Height

55 55" high

66 66" high

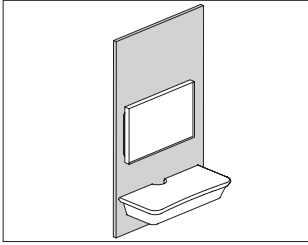
#### Prices for Steps 1-2.

CF200. 55

\$272

66

\$281



**Product Information**

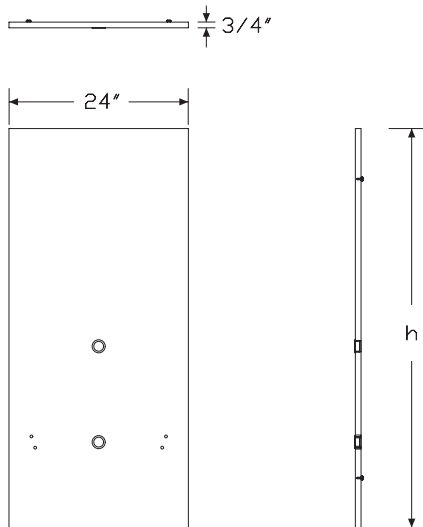
**Description**  
 This HPL laminate tile attaches to a frame support to provide a backdrop to the mobile table and a base for technology. Tile includes integrated cable management and a gray round grommet.

**Notes**

When specifying woodgrain tile finish, a solid color table top and shelf are recommended.  
 Order the following products separately:

- Frame support (CF200.)
- Shelf support (CF300.)
- Wrapped shelf (CF310.)
- Wall-mounted Flo® monitor arm support (Y91171.WM)

**Dimensions**



**Specification Information**

**Step 1.**

**CF210.**

**Step 2. Tile Height**

<b>55</b>	55" high
<b>66</b>	66" high

**Prices for Steps 1-2.**

<b>CF210. 55</b>	\$260
<b>66</b>	\$275

**Step 3. Woodgrain Direction**

<b>HRG</b>	horizontal grain	+\$0
<b>VTG</b>	vertical grain	+\$0



## Laminate Tile *continued*

### Step 4. Finish

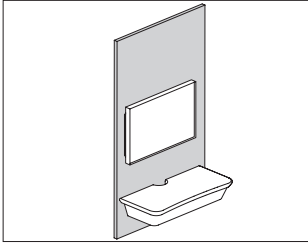
<b>76</b>	light brown walnut	+\$0	<b>HX</b>	aged cherry	+\$0
<b>8Q</b>	folkstone grey	+\$0	<b>HY</b>	walnut on cherry	+\$0
<b>91</b>	white	+\$0	<b>JB</b>	millwork cherry	+\$0
<b>98</b>	studio white	+\$0	<b>LA</b>	light ash	+\$0
<b>CL</b>	cool grey neutral	+\$0	<b>LBA</b>	clear on ash	+\$0
<b>HF</b>	inner tone light	+\$0	<b>LBU</b>	medium matte walnut	+\$0
<b>HM</b>	natural maple	+\$0	<b>LBB</b>	oak on ash	+\$0
<b>HP</b>	light anigre	+\$0	<b>LBC</b>	walnut on ash	+\$0
<b>HT</b>	inner tone	+\$0	<b>LBD</b>	dark brown walnut	+\$0
<b>HX</b>	aged cherry	+\$0	<b>LBE</b>	medium red walnut	+\$0
<b>HY</b>	walnut on cherry	+\$0	<b>LBF</b>	neutral twill	+\$0
<b>LA</b>	light ash	+\$0	<b>LBG</b>	sarum twill	+\$0
<b>LBA</b>	clear on ash	+\$0	<b>LBH</b>	earthen twill	+\$0
<b>LBB</b>	oak on ash	+\$0	<b>LBJ</b>	graphite twill	+\$0
<b>LBC</b>	walnut on ash	+\$0	<b>LBK</b>	pewter mesh	+\$0
<b>LBD</b>	dark brown walnut	+\$0	<b>LBL</b>	steel mesh	+\$0
<b>LBE</b>	medium red walnut	+\$0	<b>LBM</b>	crisp linen	+\$0
<b>LBF</b>	neutral twill	+\$0	<b>LBN</b>	classic linen	+\$0
<b>LBG</b>	sarum twill	+\$0	<b>LBP</b>	casual linen	+\$0
<b>LBH</b>	earthen twill	+\$0	<b>LBQ</b>	white twill	+\$0
<b>LBJ</b>	graphite twill	+\$0	<b>LU</b>	soft white	+\$0
<b>LBK</b>	pewter mesh	+\$0	<b>MT</b>	medium tone	+\$0
<b>LBL</b>	steel mesh	+\$0	<b>WL</b>	sandstone	+\$0
<b>LBM</b>	crisp linen	+\$0	<b>WN</b>	warm grey neutral	+\$0
<b>LBN</b>	classic linen	+\$0			
<b>LBP</b>	casual linen	+\$0			
<b>LBQ</b>	white twill	+\$0			
<b>LM</b>	mahogany	+\$0			
<b>LT</b>	light tone	+\$0			
<b>LU</b>	soft white	+\$0			
<b>MT</b>	medium tone	+\$0			
<b>WL</b>	sandstone	+\$0			
<b>WN</b>	warm grey neutral	+\$0			

### Step 5. Edge Finish

<b>76</b>	light brown walnut	+\$0
<b>8Q</b>	folkstone grey	+\$0
<b>8Z</b>	neutral grey	+\$0
<b>91</b>	white	+\$0
<b>98</b>	studio white	+\$0
<b>BU</b>	black umber	+\$0
<b>CL</b>	cool grey neutral	+\$0
<b>HF</b>	inner tone light	+\$0
<b>HM</b>	natural maple	+\$0
<b>HP</b>	light anigre	+\$0
<b>HT</b>	inner tone	+\$0

# Wrapped Tile

CF215.



Intent™ Solution Tiles

## Product Information

### Description

This wrapped tile attaches to a frame support to provide a backdrop to the mobile table and a base for technology. Tile includes integrated cable management. Tile is available in 3D laminate or Durawrap™ 3D laminate. Durawrap 3D laminate is a 99.9% PVC-free material.

### Notes

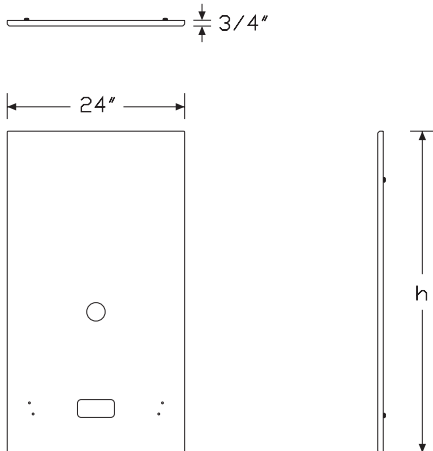
64" nominal height tile (63½" actual height) aligns with top of the second Compass™ tile.

When specifying woodgrain tile finish, grain direction will always be vertical.

Order the following products separately:

- Frame support (CF200.55)
- Shelf support (CF300.)
- Wrapped shelf (CF310.)
- Wall-mounted Flo® monitor arm support (Y91171.WM)

## Dimensions



## Specification Information

### Step 1.

**CF215.**

### Step 2. Tile Height

<b>64</b>	64" high	+\$493
-----------	----------	--------

### Step 3. Surface Material

<b>A</b>	durawrap™ 3D laminate	+\$0
<b>P</b>	3D laminate	-\$50

### Step 4. Tile Finish

#### For durawrap™ 3D laminate (A)

<b>91</b>	white	+\$0
<b>LU</b>	soft white	+\$0

#### For durawrap™ 3D laminate (A)

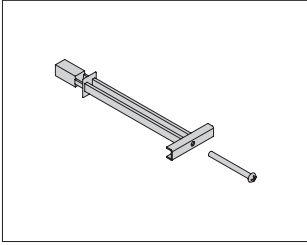
<b>76</b>	light brown walnut	+\$15
<b>HM</b>	natural maple	+\$15
<b>HX</b>	aged cherry	+\$15
<b>OG</b>	honey maple	+\$15
<b>PX</b>	Nemschoff light cherry	+\$15

#### For 3D laminate (P)

<b>120</b>	light maple woodgrain 3D laminate	+\$0
<b>121</b>	golden maple woodgrain 3D laminate	+\$0
<b>122</b>	brown walnut woodgrain 3D laminate	+\$0
<b>124</b>	warm cherry woodgrain 3D laminate	+\$0
<b>125</b>	light teak woodgrain 3D laminate	+\$15
<b>126</b>	basic white 3D laminate	+\$0

# Hardware Pack

CF220.



### Product Information

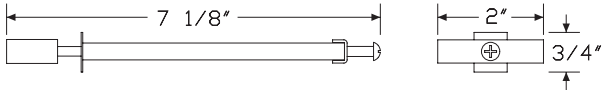
#### Description

This hardware pack attaches a frame support to an architectural wall using wall anchors and screws. Anchors allow attachment to 5/8" thick or thicker drywall without the need to attach to wall studs. Package contains enough anchors for 1 frame.

#### Notes

Order frame support (CF200.) separately.

#### Dimensions



### Specification Information

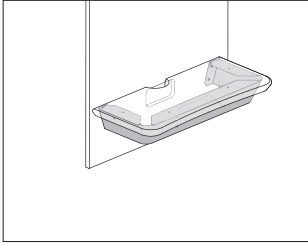
#### Step 1.

CF220.

\$54

# Shelf Support

CF300.



## Product Information

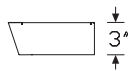
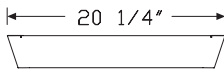
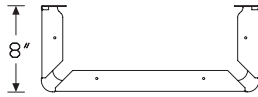
**Description**  
 This shelf support attaches to a frame support through a laminate or wrapped tile. Attachment hardware included.

## Notes

Order the following products separately:

- Laminate tile (CF210.)
- Wrapped tile (CF215.)
- Wrapped shelf (CF310.)
- Frame support (CF200.)

## Dimensions



## Specification Information

**Step 1.**

**CF300.** \$78

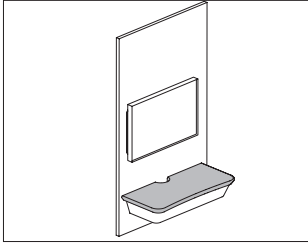
**Step 2. Finish**

**MS** metallic silver +\$0

Intent™ Solution Shelves

# Wrapped Shelf

CF310.



### Product Information

#### Description

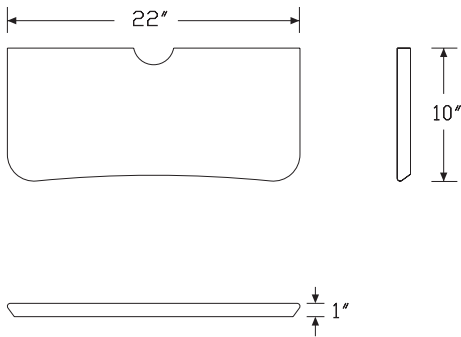
This wrapped shelf attaches to a shelf support and is installed at a fixed height of 29" above the floor. Shelf is available in 3D laminate or Durawrap™ 3D laminate. Durawrap 3D laminate is a 99.9% PVC-free material. Attachment hardware included.

#### Notes

For woodgrain finishes, grain direction is always vertical.

Order shelf support (CF300.) separately.

#### Dimensions



### Specification Information

#### Step 1.

**CF310.**

#### Step 2. Surface Material

<b>A</b>	durawrap™ 3D laminate	+\$260
<b>P</b>	3D laminate	+\$232

#### Step 3. Shelf Finish

##### For durawrap™ 3D laminate (A)

<b>91</b>	white	+\$0
<b>LU</b>	soft white	+\$0

##### For durawrap™ 3D laminate (A)

<b>76</b>	light brown walnut	+\$10
<b>HM</b>	natural maple	+\$10
<b>HX</b>	aged cherry	+\$10
<b>OG</b>	honey maple	+\$10
<b>PX</b>	Nemschoff light cherry	+\$10

##### For 3D laminate (P)

<b>120</b>	light maple woodgrain 3D laminate	+\$0
<b>121</b>	golden maple woodgrain 3D laminate	+\$0
<b>122</b>	brown walnut woodgrain 3D laminate	+\$0
<b>124</b>	warm cherry woodgrain 3D laminate	+\$0
<b>125</b>	light teak woodgrain 3D laminate	+\$10
<b>126</b>	basic white 3D laminate	+\$0

Intent™ Solution Shelves



# Index by Product Name

Intent™ Solution	
Frame Support	page(s) 7
Hardware Pack	11
Laminate Tile	8
Mobile Table	5
Shelf Support	12
Wrapped Shelf	13
Wrapped Tile	10





# Index by Product Number

CF100. Mobile Table	page(s) 5
CF200. Frame Support	7
CF210. Laminate Tile	8
CF215. Wrapped Tile	10
CF220. Hardware Pack	11
CF300. Shelf Support	12
CF310. Wrapped Shelf	13



## 20-Day or Less/Assigned Lead-Time Order Information – Healthcare

### 20-Day or Less/Assigned Lead-Time Programs

20-day or less and assigned lead-time products are designed for established Herman Miller dealers with pre-approved credit.

Products are distributed from multiple manufacturing facilities across the United States. All products and options not designated by an Assigned Lead-Time icon **A** will ship in 20 business days or less after being acknowledged by Herman Miller. Products and options designated by an **A** are on the assigned lead-time program and will ship in 20 days, less than 20 days, or more than 20 days from order acknowledgement.

### Ordering Procedure

Please place orders through Order Manager. If this is not available to you, place orders through mail or fax. Verbal purchase orders will not be accepted.

Order Entry fax number: (616) 654 3085.

For more information, contact your Customer Care representative at:  
(866) 854 3048 EXT 3400

### Shipments and Delivery

Per Herman Miller Terms and Conditions.

### Changes and Cancellation

Per Herman Miller Terms and Conditions.

For more information about our products and services or to see a list of dealers, please visit us at [HermanMiller.com](http://HermanMiller.com) or call (800) 851 1196.

© 2018 Herman Miller, Inc., Zeeland, Michigan

® **HermanMiller**, 3D Intelligent, AO, Action Office, Aeron, ArcSpan, Aside, Avall, Avive, Bubble Lamps, Canvas Office Landscape, Caper, Celle, Co/Struc, Daisyone, Distil, Eames, Eco-Dematerialized, Embody, Envelop, Equa 2, Ergon 3, Ethospace, Exclave, Fine-Tune, FlexFront, Flo, Formcoat, Formwork, Ground Cloth, Herman Miller for the Home, Herman Miller for Healthcare, Intersect, Kinemat, Lapjack, Layout Studio, Lifework, Limerick, Live Unframed, Living Office, Locale, Maharam, Meridian, Mirra, Passage, Pellicle, Perspectives, PostureFit, Public Office Landscape, Resolve, Rodney, Sayl, Setu, Thrive, Tu, Wishbone, and Y-Tower are among the registered trademarks of Herman Miller, Inc., and its owned subsidiaries.

™ 8Z Pellicle, About Face, AireWeave, Albert, Backfit, Bubbletack, Burdick Group, Butterfly Back, Celeste, Cellular Suspension, Clam, Compass, Connect, Cubert, DOT, Duracare, Durawrap, Eames Soft Pad, EnhancedAccess, Everywhere, Flex-Edge, Flute, Harmonic, Herman Miller Select, Hopsak 2, Intent, Iota, Jaw, Keyless Entry, Keyn Chair Group by Herman Miller, Latitude, Locale, Logic Mini, Logic Power Access Solutions, Live OS, Loop, Lyris, Lyris 2, Made-to-Measure Storage, Metaform Portfolio, Mora, Motia, Multiscrim, Nelson, Pari, Pixelated Support, Plex, PostureFit SL, Prospect, Q, Renew, Sense, Soft Pad, Stackable, Stackable Storage, Striad, Swoop, Tone, TriFlex, Twist, Ubi, Verus and Wireframe are among the trademarks of Herman Miller, Inc., and its owned subsidiaries.

SM Herman Miller Options is among the service marks of Herman Miller, Inc.

Alexander Girard® is a registered trademark of The Alexander Girard Estate.

Chemsur® is a registered trademark of Wilsonart International.

Corian® is a registered trademark of E. I. du Pont de Nemours and Company Corporation.

Crypton® is a registered trademark of Crypton, Inc.

DACRON® is a registered trademark of INVISTA S.a r.l.

Edelman® Leather is a registered trademark of Edelman Leather, Inc.

FENIX NTM® is a registered trademark of Arpa Industriale S.p.A.

FLEXNET™ is a trademark of Milliken & Company.

Floor Saver Glide® is a registered trademark of Carpin Manufacturing, Inc.

Geiger® is a registered trademark, and Bumper™, Saiba™, and Ward Bennett™ are trademarks, of Geiger International.

Goetz™ is a trademark of Mark W. Goetz.

Hang-It-All® is a registered trademark of Lucia Eames Demetrios, d.b.a. Eames Office.

Holophane® is a registered trademark of Holophane.

Ingeo™ is a trademark of Cargill Dow LLC.

iPad® is a registered trademark of Apple, Inc.

LifeSize® is a registered trademark of LifeSize Communications, Inc.

Magis®, Bombo®, and Me Too® are registered trademarks of Magis S.p.A.

Microsoft® and Natural® Keyboard are registered trademarks of Microsoft Corporation.

Noguchi® and the Noguchi table configuration (trade dress) are registered trademarks, and Rudder Table™ is a trademark, of The Isamu Noguchi Foundation and Garden Museum.

Place Textiles® is a registered trademark of Place Textiles.

SuperSeat™ is a trademark of Dahti Seating, a division of ITW.